



INT'L BIENNALE
MILANO
MASTERCLASS

THE NOSE
INSIDE OUT

MARCH 24-28, 2017

FINAL PROGRAMME

DIRECTORS

Paolo Castelnuovo & Pietro Palma

ENDO MILANO

Sinuses | Orbit | Skullbase

MARCH 24-26, 2017

MILANO RHINOPLASTY

X Files Unveiled

MARCH 26-28, 2017



Cutting-edge surgical education | All in one place

www.milanomasterclass.it

Dear Colleague, Dear Friend,

We gratefully acknowledge the cutting-edge contribution of the Faculty who have worked tirelessly, devoted many precious hours, and shared their passion and expertise in creating a unique educational programme.

The programme has been specifically designed for both newcomers and experienced surgeons. While younger surgeons will be taught the fundamentals of safe and reproducible surgery, senior colleagues will have the opportunity to refresh their ideas in critically important issues.

From Friday the 24th until Tuesday the 28th, world-class experts will present their innovative techniques that will enhance our armamentarium of accessible solutions for both common encounters and atypical challenges. Each day's teaching and interaction will feature arenas for case-discussion, technically - focused lectures, masters' duels from opposite standpoints, crossfire panels, tutorial video sessions, selected oral and video abstract presentations, and spirited discussion on controversial issues.

During the last 16 years, 8 Milano Masterclasses have witnessed the participation of almost 4000 participants from 87 countries. The global success of MiMa is surely due to its excellence in education and capacity for constant reinvention of format and goals. But what makes MiMa really unique is also its "good feeling factor" made by warm Italian hospitality, quality Italian cuisine during coffee and lunch breaks, stunning Gala dinners set in the splendour of historical Italian palaces, and the opportunity to make new international friends in a relaxed, friendly atmosphere.

Milan is the ideal venue for such a high-power event. The combination of cultural heritage, such as the Duomo and Da Vinci's Last Supper, the world-famous fashion industry and design, an unequalled shopping experience, and a superlative cuisine create a unique recipe for continuing success.

We genuinely hope to welcome you in March 2017 in Milano!

Arrivederci?

Paolo Castelnovo & Pietro Palma

MiMa Directors



SINCE 2001



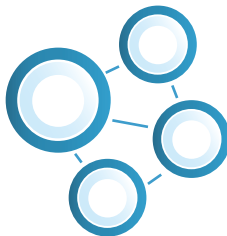
TEACHING EXCELLENCE



TECHNICAL EXPERTISE



JOY OF SHARING



NETWORKING

SEGMENT 1

March 24-26, 2017

ENDOMILANO Sinus | Skull Base | Orbit

Director: **Paolo Castelnovo**

FRIDAY | MARCH 24th

7:30 - 8:00 | **Opening remarks**

Castelnovo - Palma

8:00 - 8:30



KEYNOTE LECTURE

How many cells are in the ethmoidal labyrinth? You'll be surprised to learn the truth.
Stammerger

8:30 - 10:15 | Session # 1

The warning signs of impending failures of FESS. "I should not have operated on that patient..."

Facilitator: **Bernal-Sprekelsen**

POINT / COUNTERPOINT

Bernal-Sprekelsen

Medical treatment of chronic rhinosinusitis. Have we lost the wood for the trees? **Hopkins**

Patient selection for sinus surgery – A science or an art? **Sama**

Patient framing. A simple and effective way to predict outcomes of FESS. **De Bernardi**

Not all polyps are the same: The emerging role of endotypes in chronic rhinosinusitis. **Gallo**

Osteitis in chronic rhinosinusitis: which came first, the chicken or the egg? **Tomazic**



VIDEOBOX

A challenging case of mine - How the Faculty would have done it, but this is what I did.
3 videos, 3 mins each: **De Bernardi, Hopkins, Tomazic**

STRUCTURED DISCUSSION & OPEN MIC



10:15 - 10:45 | Coffee Break in the Exhibitors Area

10:20 - 10:40 | Coffee-time Breakout "The Selected Speakers Corner"

10:45 - 12:30 | Session #2

Everyday surgical encounters. Key technical refinements to improve outcomes.

Facilitator: **Georgalas**

POINT / COUNTERPOINT

Georgalas

Curved" CT-scanning: A better way to understand the sinuses? **Stammerger**

Endoscopic sealing of septal perforations: An old problem looking for a new solution. **Padoan**

Show me the way. Middle turbinate frontal sinusotomy. **Meco**

Improving outcomes in endoscopic repair of choanal atresia: Technical refinements. **Hassab**

Things you might consider in revisional FESS.

Bernal-Sprekelsen

A bad workman blames his tools: When instrumentation does really matter.

Bignami



VIDEOBOX

A challenging case of mine - How the Faculty would have done it, but this is what I did.

3 videos, 3 mins each: [Bignami](#), [Meco](#), [Mokarbesh](#)

STRUCTURED DISCUSSION & OPEN MIC



12:30 - 14:00 | Buffet Lunch in the Exhibitors Area

12:40 - 13:40 | Lunch Symposium / FLO (Focussed Learning Opportunity)



14:00 - 15:30 | CASE-DISCUSSION ARENA #1

The latest techniques in endonasal approaches to the frontal sinus.

Facilitator: **Sama**

POINT / COUNTERPOINT

Sama

Experts sitting in the dock: [AlQahtani](#), [Georgalas](#), [Pianta](#), [Stamm](#), [Stammberger](#)

STRUCTURED DISCUSSION & OPEN MIC



15:30 - 16:30 | AFTERNOON AT THE MOVIES – Frontal sinus surgery.

Facilitator: **Sama**

Operators: [Herman](#), [AlQahtani](#), [Georgalas](#), [Pianta](#), [Castelnuovo](#)



16:30 - 17:00 | Coffee Break in the Exhibitors area

16:35 - 16:55 | Coffee-time Breakout "The Selected Speakers Corner"

17:00 - 18:45 | Session #3

A newfangled method of thinking and executing maxillectomies and transmaxillary approaches.

Facilitator: **Castelnuovo**

POINT / COUNTERPOINT

Castelnuovo

Maxillary sinus approaches for odontogenic complications.

Felisati

A review of indications for the pre-lacrimal approach.

Herman

A new method for classifying transnasal endoscopic maxillectomy.

Turri-Zanoni

Endoscopic Denker approach: When and how.

Janakiram

Endoscopic transnasal surgery of Pterygo-Palatine Fossa & InfraTemporal Fossa.

Prepageran

Finding the Internal Carotid Artery (ICA) during endoscopic nasopharyngectomy.

Battaglia



VIDEOBOX

A challenging case of mine - How the Faculty would have done it, but this is what I did.

3 videos, 3 mins each: [Janakiram](#), [Prepageran](#), [Battaglia](#)

STRUCTURED DISCUSSION & OPEN MIC

19:00 | **Adjourn**

7:45 | Opening: The day in review

Castelnuovo

8:00 - 8:30



KEYNOTE LECTURE

Technological advances in skull base surgery.

Kassam

8:30 - 10:15 | Session #4

Cutting-edge CSF-leak closure techniques: The experts tell what truly works.

Facilitator: **Anand**

POINT / COUNTERPOINT

Light me up: Use of fluorescein in skull base management.

Where's Wally? CSF-leaks and how to find them.

High pressure CSF rhinorrhea: Planning the right algorithm.

CSF-leak closure in paediatric patients: The essentials.

The gasket seal closure.

Use of septal flaps in anterior skull base reconstruction.

Anand

Meco

Georgalas

Aly-Ibrahim

Emanuelli

Anand

Pistochini



VIDEOBOX

A challenging case of mine - How the Faculty would have done it, but this is what I did.

3 videos, 3 mins each: [Aly-Ibrahim](#), [Hassab](#), [Meco](#)



10:15 - 10:45 | Coffee Break in the Exhibitors Area

10:20 - 10:40 | Coffee-time Breakout "The Selected Speakers Corner"

10:45 - 12:30 | Session #5

Critical operative steps in safely handling of Inverted Papilloma (IP), Juvenile Angiofibroma (JNA) and Fibro-Osseous Lesions (FOLs).

Facilitator: **Battaglia**

POINT / COUNTERPOINT

Doing the dirty work: Revision surgery in inverted papillomas.

Change of perspective in the surgical technique and management of IP.

JNA: a new classification.

JNA: the good, the bad, and the ugly revisited.

Fibrous dysplasia: management issues you might overlook.

Osteoma: Technical nuances.

Battaglia

Georgalas

Schreiber

Janakiram

Prepageran

Karligkiotis

Dragonetti



VIDEOBOX

A challenging case of mine - How the Faculty would have done it, but this is what I did.

3 videos, 3 mins each: [Prepageran](#), [Schreiber](#), [Volpi](#)

STRUCTURED DISCUSSION & OPEN MIC



12:30 - 14:00 | Buffet lunch in the Exhibitors Area

12:40 - 13:40 | Lunch Symposium / FLO (Focussed Learning Opportunity)



14:00 - 15:15 | CASE-DISCUSSION ARENA #2

Sinonasal and skull-base malignancies: could histologically-oriented treatment be a potentially revolutionizing management modality? The endosurgeon's perspective.

Facilitator: **Nicolai**

POINT / COUNTERPOINT

Nicolai

Experts sitting in the dock: **Anand, Castelnuevo, Herman, Pasquini, Stammberger**

STRUCTURED DISCUSSION & OPEN MIC



15:15 - 16:00 | AFTERNOON AT THE MOVIES

Houston, we have a problem!

Facilitator: **Stammberger**

Operators: **Canevari, Herman, Janakiram, Kassam, Pasquini, Pozzi**



16:00 - 16:30 | Coffee break in the Exhibitors Area

16:05 - 16:25 | Coffee-time Breakout "The Selected Speakers Corner"

16:30 - 18:15 | **Session #6**

Sella, parasellar, clivus and beyond: new vistas on technical solutions?

Facilitator: **Cappabianca**

POINT / COUNTERPOINT

Cappabianca

Sellar approaches: A reasoned update.

Tommasello

Modular classification of transphenoidal approaches.

Doglietto

What's new in pituitary approaches.

Locatelli

Third ventricle craniopharyngiomas: is it possible through the nose?

Mazzatenta-Frank

Transnasal endoscopic approach to the cavernous sinus: Breaking paradigms.

Stamm

Clival chordoma radical resection: navigation, I.O. CT scan, or anatomy?

Van Furth

Endoscopic indocyanine green video angiography in skull base surgery. Technical nuances.

De Notaris



VIDEOBOX

A challenging case of mine - How the Faculty would have done it, but this is what I did.

3 videos, 3 mins each: **Doglietto, Janakiram, Van Furth - Geogalas**

STRUCTURED DISCUSSION & OPEN MIC

18:15 - 18:45 | ANATOMICAL PEARLS

When anatomy meets surgery

Solari

19:00 | **Adjourn**

7:45 | Opening: The day in review

Castelnuovo

8:00 - 8:30



KEYNOTE LECTURE

How to build up a team in the multidisciplinary era.

Castelnuovo

8:30 - 10:15 | Session #7

Incorporating endoscopic orbital surgery into your armamentarium.

Patient's benefits and the endosurgeon's bottom line.

Facilitator: **Dallan**

POINT / COUNTERPOINT

Dallan

Ideal framework for endoscopic transorbital surgery: Let's do it right this time. **Van Furth**

Endoscopic transnasal surgery for orbital lesions. **Stammler-Tomazic**

Transorbital approaches to lesions of orbit and middle fossa. **Janakiram**

Transorbital surgery: Lessons learned. **Locatelli**

Orbital lesions: 360° approach philosophy. **Pasquini**



VIDEOBOX

A challenging case of mine - How the Faculty would have done it, but this is what I did.

3 videos, 3 mins each: **Baban, Pasquini, Van Furth**

STRUCTURED DISCUSSION & OPEN MIC



10:15 - 10:45 | Coffee Break in the Exhibitors Area

10:20 - 10:40 | Coffee-time Breakout "The Selected Speakers Corner"

10:45 - 12:20 | Session #8

The trans-boundaries of the skull base.

The practicalities of the multiportal approaches.

Facilitator: **Castelnuovo**

POINT / COUNTERPOINT

Castelnuovo

State of the art multiportal approaches to the orbital and sphenoidal pathology. **Anand**

Indications for combined sub or transfrontal approaches. **Herman**

Multiportal combined transnasal transorbital endoscopic approaches. **Dallan-Locatelli**

Combined multiportal transnasal transoral approaches.. **Turri-Zanoni**

Future of multiportal skull base surgery. **Nicolai**



VIDEOBOX

A challenging case of mine - How the Faculty would have done it, but this is what I did.

3 videos, 3 mins each: **Anand, Dallan, Shawkat**

STRUCTURED DISCUSSION & OPEN MIC

12:20 - 12:30 | CLOSING REMARKS

What we've learned this year?

Castelnuovo

Welcome to the Segment 2 – Milano Rhinoplasty 2017

Palma



12:30 - 13:30 | Buffet lunch in the Exhibitors Area

12:40 - 13:20 | Lunch Symposium / FLO (Focussed Learning Opportunity)



13:30 - 14:30 | **WORKSHOP**

Anatomical lab in Endoscopic Ear Surgery

Lepera



20:30 | **NETWORKING DINNER**


Venue:

MUSEO DIOCESANO MILANO



Corso di Porta Ticinese 95

www.museodiocesano.it



SPACE FOR INSPIRATIONS

SEGMENT 2

March 26-28, 2017

MILANO RHINOPLASTY Files Unveiled

Director: **Pietro Palma**

SUNDAY, MARCH 26th

11:30 - 12:30



FLO (Focussed Learning Opportunity)

(Room B: places are limited / first arrived – first served)

Facilitators: **Palma - Williams**

Marketing your practice. Things you absolutely need to know.

Wendy Lewis | International Cosmetic Surgery Coach

STRUCTURED DISCUSSION & OPEN MIC



12:30 - 13:30 | Buffet Lunch in the Exhibitors Area

13:45 | **Opening remarks**

Palma

14:00 - 15:45 | X-Files Unveiled #1

The experts' toolbox open for the early-career rhinoplasty surgeon.

Facilitators: **Palma - Friedman**

POINT / COUNTERPOINT

The challenges of learning rhinoplasty.

**Hamilton
Seneldir**

The 10 commandments for young padawans.

Don't miss the forest for the trees: Making a nose in harmony with a face.

Ethnic rhinoplasty: Is it all really just the same?

Conquering the divide: Why septal surgery is so important in rhinoplasty.

Download this: The most useful tips you need for starting a rhinoplasty career.

This house believes that... Start your career by learning endonasal approach!

Techniques I cannot live without and how to precisely execute.

So, you wanna be famous...

**Jung
Asaria
Sykes
Saleh
Botti
Williams
Palma**

STRUCTURED DISCUSSION & OPEN MIC



15:45 - 16:45 | CASE-DISCUSSION ARENA #1

Primary rhinoplasties. When you think it is an easy one, you might have one of those days...

Facilitators: **Palma - Hamilton**

Panelists: **Asaria, Botti, Jurado, Lohuis, Saleh, Sykes**

STRUCTURED DISCUSSION & OPEN MIC



16:45 - 17:15 | Coffee Break in the Exhibitors Area

17:15 - 18:30 | X-Files Unveiled #2

The roulette of the crooked, deviated noses.

Facilitators: **Lohuis - Mazzola**

POINT / COUNTERPOINT

Why we don't get it straight: The diagnostic quandary of crooked noses.

My perspective in straightening deviated noses.

Two major reasons you find impossible to correct a crooked/deviated nose.

Crooked noses: More than a deviated dorsum.

Management of the twisted middle third of the nose.

Sykes
Klinger F.
Jung
Neves
Watts



VIDEOBOX: Pearls of operative techniques

Septal chondrotomy

Let-down and lateral push

Hamilton
Jurado

STRUCTURED DISCUSSION & OPEN MIC

18:30 | Adjourn




20:30 | NETWORKING DINNER

Venue:

MUSEO DIOCESANO MILANO

Corso di Porta Ticinese 95

www.museodiocesano.it



SPACE FOR INSPIRATIONS

Horizontal lines for notes

7:30 | **Opening: The day in review**

Palma

7:45 - 9:30 | X-Files Unveiled #3

Beautifying the difficult primary tip. Secrets to success.

Facilitators: **Williams - Borriello**

POINT / COUNTERPOINT

Navigating the nasal tip: How will I ever reach the promised land?

Where do you think you're going?

Good tips for the difficult tip.

Treating the bulbous tip. Tips and tricks that work for me.

Auto-rim flap: An easy way to treat cephalic malposition and bulbous tip.

The drooping tip. What I do to prevent it and how I deal with it.

Tongue-in-groove based control of the difficult primary tip.

Cutting the holy dome: Dome-division rethought.

The BB principle: Achieving tip beauty & balance.

Modification of alar-columellar mismatch.

Refinements in correcting intrinsic tip asymmetries.



VIDEOBOX: Pearls of operative techniques

Endonasal tip augmentation (stacked onlay grafts with wing grafts)

Proper placement of a tip graft through an endonasal approach

STRUCTURED DISCUSSION & OPEN MIC

Friedman
Hamilton
Saleh
Klinger M.
Cakir
Borriello
Lohuis
Seneldir
Sousa Vieira
Chang
Cervelli

Kim
Williams



9:30 - 10:45 | GUNFIGHT AT THE O.K. CORRAL. 1ST ROUND.

This is what I do, and why it's better

Masters of Ceremony: **Palma - Watts**

Complex septoplasty. Extracorporeal vs In-situ.

Caudal septum extension graft. Why yes. Why no.

Spreader grafts vs Spreader flaps.

Dorsal grafts. Solid vs Diced .

Tip projection. Tongue-in-groove vs Columellar strut.

STRUCTURED DISCUSSION & OPEN MIC

Saleh vs Williams
Jurado vs Kim
Friedman vs Sousa Vieira
Hamilton vs Sykes
Lohuis vs Cakir



10:45 - 11:15 | Coffee Break in the Exhibitors Area



11:15 - 12:30 | CASE-DISCUSSION ARENA #2

A revision rhinoplasty case that tightened my sphincters.

Facilitators: **Hamilton - Watts**

POINT / COUNTERPOINT

The psychology of the revision rhinoplasty patient

Panelists: **Chang, Jung, Jurado, Palma, Raghavan, Williams**

STRUCTURED DISCUSSION & OPEN MIC

Sykes



12:30 - 14:00 | Buffet Lunch in the Exhibitors Area



13:00 - 13:45

FLO (Focussed Learning Opportunity)

Branding your rhinoplasty practice. Differentiate or die.

Lewis - Palma - Sykes

STRUCTURED DISCUSSION & OPEN MIC

14.00 - 14:30 | **THE ATTENDEE'S CORNER**

Selected contributions from attendees

Facilitators: **Asaria - Chayangsu**

Endonasal endoscopic spreader grafts for internal valve stenosis.

Piezosurgery in rhinoplasty. How I do it.

Scroll region. Leave it or break it?

Septorhinoplasty in Asian vs. Caucasian crooked nose.

STRUCTURED DISCUSSION & OPEN MIC

Fasching

Koc

Krawczynski

Widodo

14:30 - 15:45 | **X-Files Unveiled #4**

Navigating the problematic primary dorsum. Five points to consider.

Facilitators: **Hamilton - Raghavan**

POINT / COUNTERPOINT

Bringing down the roof. Managing the dorsal hump in primary rhinoplasty.

Friedman

Split hump technique for reduction of the overprojected nasal dorsum.

Lohuis

Profile rhinoplasty: Rebuilding the nasal roof.

Neves

The "Libra" graft: Closing open roof up to the radix without harvesting septal graft.

Cakir

The dorsum is not just the profile line: Thinking and acting 3-D.

Palma

The systematic use of diced cartilage to get a natural dorsal line.

Bussi



VIDEOBOX: Pearls of operative techniques

Auto-spreader grafts

Sousa Vieira

Proper placement of a radix graft through an endonasal approach

Williams

STRUCTURED DISCUSSION & OPEN MIC



15:45 - 16:15 | Coffee Break in the Exhibitors Area



16:15 - 17:45 | AFTERNOON AT THE MOVIES

Technique-based and problem-based videosession.

Facilitators: **Saleh - Asaria**

Costal cartilage harvest	Hamilton
Tertiary rhinoplasty (rib, spreader graft, SEGs, and TIG)	Jurado
Ear cartilage harvest: anterior and posterior approaches	Sykes
Saddle nose: 1 concha – Total L reconstruction	Neves
How the fillers can change our solutions.	Braccini
Surgical correction of nasal granulomatosis from filler injection using dermofat	Chang
Correction of contracted nose	Jung
Tip delivery and sutures in revision rhinoplasty	Saleh
Spreader grafts	Friedman
The lateral crus: the 4 pillars	Seneldir
Wedge excision in dome	Lohuis
Cephalic strip turn out flap	Palma
Medial crura shortening for overprojection	Sykes
Correcting over resection with composite grafts to alar margin	Williams
Correction of a deviated nose with retracted alar rims	Kim

17:45 - 19:00 | X-Files Unveiled #5

Grafting in primary rhinoplasty. To be or not to be.

Facilitators: **Friedman - Freire**

POINT / COUNTERPOINT

Do you really need to use grafts in primary rhinoplasty?

Grafting in primary rhinoplasty. Why this is a must!

What makes a beautiful tip.	Saleh
Tailoring the graft.	Williams
Grafting the tip: What is enough!	Sykes
Don't forget the root.	Sousa-Vieira
Not to be! Use local ingredients.	Cakir
	Raghavan
	Neves



VIDEOBOX: Pearls of operative techniques

Septal extension grafts	Sykes
Placement of a columellar strut through an endonasal approach	Williams

STRUCTURED DISCUSSION & OPEN MIC

19:00 | Adjourn

7:30 | Opening: The day in review

Palma

7:45 - 9:00 | X-Files Unveiled #6

The basal view: caudal septum, columella, alae and valves.

Facilitators: Saleh - Campiglio

POINT / COUNTERPOINT

A paradigm shift that has changed my approach to the base of the nose.

Williams

Simple tricks for the caudal septum.

Friedman

Beyond the batten graft. Advanced techniques for the external nasal valve.

Hamilton

Tailored strut/extension graft.

Jurado

How to achieve symmetrical alar base.

Seneldir

Alar base reduction: The easy way.

Freire

One and only way for asymmetric nostrils: Identify the causes.

Jung



VIDEOBOX: Pearls of operative techniques

Alar base surgery: big nostril, reducing volume and combination

Cakir

Alar base surgery: from the ashes it will raise

Seneldir

STRUCTURED DISCUSSION & OPEN MIC



9:00 - 10:00 | CASE-DISCUSSION ARENA #3

Seven short noses and how we made them longer.

Facilitators: Palma - Mazzola

POINT / COUNTERPOINT

Crucial instructions on lengthening noses.

Jung

Panelists: Chang, Hamilton, Jurado, Neves, Seneldir, Sykes, Williams

STRUCTURED DISCUSSION & OPEN MIC



10:00 - 10:30 | Coffee Break in the Exhibitors Area



10:30 - 12:00 | GUNFIGHT AT THE O.K. CORRAL. 2ND ROUND.

The Yin and the Yang of finesse rhinoplasty. Open or not to open?

Masters of Ceremony: Friedman - Sousa Vieira

Duellists (Openers): Hamilton, Jurado, Lohuis, Sykes

Duellists (Insiders): Cakir, Palma, Saleh, Williams

STRUCTURED DISCUSSION & OPEN MIC



12:00 - 12:45 | CASE-DISCUSSION ARENA #4

A case that went well, a case that went wrong.

Facilitators: Lohuis - Klinger M.

Panelists: Bussi, Cakir, Friedman, Kim, Palma, Seneldir, Sousa Vieira

STRUCTURED DISCUSSION & OPEN MIC



12:45 - 14:15 | Buffet Lunch in the Exhibitors Area



13:15 - 14:00

FLO (Focussed Learning Opportunity)

Facilitators: **Asaria - Seneldir**

Attracting patients to your office. Do you really need to facebook, instagram, twitter, youtube?

Wendy Lewis | International Cosmetic Surgery Coach

STRUCTURED DISCUSSION & OPEN MIC

14:15 - 15:30 | X-Files Unveiled #7

The mystique of the inverted-V deformity. What we know; what we don't know; and what we do.

Facilitators: **Lohuis - Bussi**

POINT / COUNTERPOINT

Thinking and approach to prevent the inverted-V deformity.

A fresh look at the inverted-V deformity.

Make no bones about it: How to prevent an inverted-V deformity.

When everything is not just about putting more cartilage.

Rhinovate the sagging middle vault

How to revert to inverted V.

Spacing or stretching the upper lateral cartilages. What works.

Williams

Palma

Sykes

Neves

Hamilton

Saleh

Raghavan



VIDEOBOX: Pearls of operative techniques

Split hump technique

Rebuilding the K-area with extended spreader grafts and columellar strut

Lohuis

Palma

STRUCTURED DISCUSSION & OPEN MIC

15:30 - 16:45 | X-Files Unveiled #8

Mastering surgical control of dorsal augmentation. Which technique is best?

Facilitators: **Sykes - Jurado**

POINT / COUNTERPOINT

Never forget this in dorsal augmentation.

Turkish delight graft reconstruction of the over resected dorsum.

Rib cartilage augmentation: The way I do it.

Dorsal reconstruction with diced cartilage and retro-auricular fascia.

Dorsal augmentation using solid costal cartilage.

Breaking the prejudice against alloplastic implants

Augmentation rhinoplasty using e-PTFE sheet

Bomb disposal: How to deal with complicated silicone augmentation rhinoplasty.

Jung

Lohuis

Jung

Campiglio

Hamilton

Kim

Chang

Chayangsu



VIDEOBOX: Pearls of operative techniques

Diced cartilage augmentation graft
Augmentation rhinoplasty using a silicone implant
Fat Graft Rhinoplasty

Asaria
Kim
Chayangsu

STRUCTURED DISCUSSION & OPEN MIC



16:45 - 17:15 | Coffee Break in the Exhibitors Area

17:00 - 18:00 | X-Files Unveiled #9

The Midas touch. Further rhinoplasty finesses.

Facilitators: **Cakir - Sykes**

The most overlooked parts of the nose: Skin and soft tissue envelope.
Maximize results through minimal endonasal surgery.
Recreating beautiful tips using gel of autologous cartilage.
Final touches I use at the finish when things aren't perfect.
Micrografts & miniflaps to restore surface contours.

Kim
Friedman
Neves
Williams
Palma



VIDEOBOX: Pearls of operative techniques

Alar free margin resection for hanging ala
Simple tip finesse grafts with tip perichondrial onlay graft and rim grafts

Cakir
Asaria

STRUCTURED DISCUSSION & OPEN MIC

18:00 - 18:45 | "Taking Home Pearls" Session

IMPOSSIBLE NOSES

Interactive clinical cases presentations: Analysis-Surgery-Results.

Facilitators: **Palma - Saleh**

Panelists: **Chang, Friedman, Hamilton, Jung, Jurado, Seneldir, Williams**

18:45 - 19:00 | FAREWELL REMARKS

**Good-bye to the 10th International Milano Masterclass 2019
Castelnuovo - Palma**

GENERAL INFORMATION

MEETING VENUE

"**IL SOLE 24 ORE**" <http://www.gruppo24ore.com>
Via Monte Rosa, 91 – 20149 Milan
Underground (Line 1 red line): stop "Lotto"
Underground (Line 5 purple line): stop "Lotto"
Buses: 48, 49, 68, 78, 90, 91, 95

OFFICIAL LANGUAGE

English. No simultaneous translation

EACCME CREDITS

Requested.
EACCME credits are converted 1 to 1 to CME credits in the USA.

REGISTRATION

Registration fee includes: • tuition • teaching material • certificate(s) of attendance • coffee-breaks • buffet lunches.
Different registration options are available (see Registration Form)
On-Site registration: € 100 to be added

PAYMENTS - REFUND & CANCELLATION POLICY

See Registration Form

LETTERS OF INVITATION

On request, an official letter of invitation will be mailed to help overcome administrative problems and visas.
This invitation is not to be considered as covering fees or other expenses

REGISTRATION HOURS

SEGMENT # 1: Thursday, March 23 from 5:00 pm. Friday, March 24 from 6:30 am.
SEGMENT # 2: Sunday, March 26 from 10:30 am. Monday, March 27 from 6:30 am.

OPENING

SEGMENT # 1: Friday, March 24 at 7:00 am.
SEGMENT # 2: Sunday, March 26 at 1:15 pm

CLOSURE

SEGMENT # 1: Sunday, March 26 at 1:00 pm.

SEGMENT # 2: Tuesday, March 28 at 7:00 pm.

HOTEL ACCOMMODATION

A block of rooms have been reserved at the Melià Hotel.

You can proceed with your reservation through the congress website,

www.milanomasterclass.it.

Bed & breakfast options are also available on the Internet search engines.

SOCIAL DINNER

The Social Dinner will be held on Sunday, March 26 at 8:30 pm.

at the MUSEO DIOCESANO MILANO. (Corso di Porta Ticinese 95)

Booking can be made through the Registration Form.

Advance booking is requested as seating is limited.

EXHIBITS

The exhibitors are companies that distribute or produce surgical equipment, endoscopic instrumentation, medical and educational material.

The exhibit area will be open during all the breaks.

WEATHER

The temperature in March is normally 12 °C to 20 °C.

Clothing should be suitable for a mild, changeable climate.

BADGES

All registered participants, speakers and exhibitors will be given a badge, which they must mandatorily wear to allow admission to the scientific sessions.

INSURANCE

The organizers do not accept responsibility for individual medical, travel or personal expenses.

Registrants are strongly advised to take out their own personal insurance policies.

FACULTY SEGMENT#1

ENDOMILANO Sinuses | Orbit | Skullbase

MARCH 24-26, 2017

INT'L FACULTY

Anand Vijay, USA
Bernal Sprekelsen Manuel, SPAIN
Georgalas Christos, GREECE
Hassab Mohammed, EGYPT
Herman Philippe, FRANCE
Hopkins Claire, UK
Janakiram Narayanan, INDIA
Kassam Amin, USA
Prepageran Narayanan, MALAYSIA
Sama Anshul, UK
Stamm Aldo, BRAZIL
Stamberger Heinz, AUSTRIA
van Furth Wouter, THE NETHERLANDS

ONE-2-WATCH

AlQahtani AbdulAziz, KSA
Aly Ibrahim Ahmed, EGYPT
De Notaris Matteo, ITALY
Meco Cem, TURKEY
Solari Domenico, ITALY
Tomazic Peter, AUSTRIA

LOCAL FACULTY

Baban Muaid
Battaglia Paolo
Bignami Maurizio
Canevari Frank Rikki
Cappabianca Paolo
Castelnuovo Paolo
Dallan Iacopo
De Bernardi Francesca
Doglietto Francesco
Dragonetti Alberto
Emanuelli Enzo
Felisati Giovanni
Frank Giorgio
Gallo Stefania
Karligkiotis Alkis
Locatelli Davide
Lepera Davide
Mazzatenta Diego
Mokarbesh Hadi
Nicolai Piero
Padoan Giovanni
Pasquini Ernesto
Pianta Luca
Pistochini Andrea
Pozzi Fabio
Schreiber Alberto
Shawkat Alaa
Tomasello Francesco
Turri-Zanoni Mario
Volpi Luca



FACULTY SEGMENT#2

MILANO RHINOPLASTY (X) Files Unveiled MARCH 26-28, 2017

INT'L FACULTY

Cakır Baris, TURKEY
Braccini Frédéric, FRANCE
Friedman Oren, USA
Hamilton Grant, USA
Jung Dong-Hak, KOREA
Jurado José Roberto, BRAZIL
Lewis Wendy, USA
Lohuis Peter, THE NETHERLANDS
Neves José Carlos, PORTUGAL
Saleh Hesham, UK
Seneldir Sureyya, TURKEY
Sousa Vieira Antonio, PORTUGAL
Sykes Jonathan, USA
Williams Edwin, USA

LOCAL FACULTY

Borriello Alfredo
Botti Giovanni
Bussi Mario
Campiglio Gianluca
Cervelli Valerio
Klinger Francesco
Klinger Marco
Mazzola Riccardo

ONE-2-WATCH

Asaria Jamil, CANADA
Chang Geun-Uck, KOREA
Chayangsu Palapong, THAILAND
Freire Leila, BRAZIL
Kim In-Sang, KOREA
Raghavan Ullas, UK
Watts Simon, UK

SELECTED SPEAKERS

Fasching Thomas, AUSTRIA
Koc Bulent, TURKEY
Krawczynski Michal, POLAND
Widodo Dini Widiarni, INDONESIA





World-class education You won't find anywhere else.



SECRETARIAT & INFO

MZ Congressi srl | Via C. Farini, 81 - 20159 Milano
Tel: (+39) 02 66802323 | Email: mima@mzcongressi.com

www.milanomasterclass.it